

THE HARVARD



HARVARD

Style	Item	Description	L	D	H	Seats	Backs	Pillow Configuration
S0162	01XXX	Arm Chair	48	41	29	1	1	(1) 21" Toss
S0162	02XXX	Ottoman	36	24	18	n/a	n/a	n/a
S0162	20XXX	Loveseat	66	41	29	2	3	(2) 21" Toss
S0162	30XXX	Sofa	87	41	29	2	5	(2) 21" Toss / (1) 17x21" Kidney
S0162	29XXX	Chaise	45	61	29	1	1	(1) 21" Toss
S0162	10XXX	Armless Chair	33	41	33	1	2	n/a
S0162	15XXX	Corner Unit	41	41	29	1	3	(1) 21" Toss / (1) 17x21" Kidney
S0162	04LFX/FXR	LAF / RAF Chair	40	41	29	1	2	(1) 21" Toss / (1) 17x21" Kidney
S0162	03XXX	Armless Condo Sofa	63	41	29	2	4	n/a
S0162	82LFX/RFX	LAF/RAF Chaise	38	61	29	1	2	(1) 21" Toss / (1) 17x21" Kidney
S0162	35LFX/RFX	LAF/RAF Sofa	79	41	29	2	4	(1) 21" Toss / (1) 17x21" Kidney
S0162	26 LFX/RFX	LAF/RAF Condo Sofa	71	41	29	2	4	(1) 21" Toss / (1) 17x21" Kidney
S0162	90AAX	Sofa w/ 2 Seat Cushions	97	41	29	2	5	(2) 21" Toss / (1) 17x21" Kidney
S0162	90BBX	Chaise Cushion & Ottoman Base	34	55	19	n/a	n/a	n/a
S0162	90CCX	Seat Cushion	27	31	7	*	*	*
PT-P	2323SKEXP FD	23" Back Toss Pillow	23	X	23	n/a	n/a	Poly fiber Insert
PT-P	2121SKEXP FD	21" Toss Pillow	21	X	21	n/a	n/a	Poly Fiber Insert
PT-P	1721KKEXP FD	17"x21" Kidney Pillow	17	X	21	n/a	n/a	Poly Fiber Insert

Notes:

Seating- Super Plush Reversible

Leg Finish- Mocha

**Scattered Back/ Loose
Pillows**

**Metal Connecting Bracket
on Sectional Pieces**

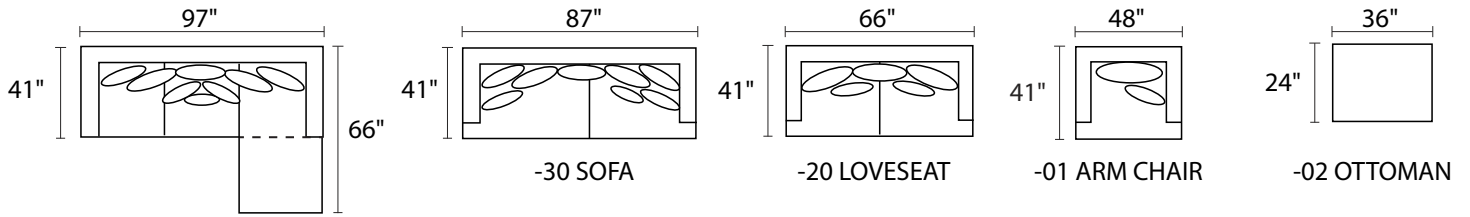
Select (1) fabric for the body
 Select (1) fabric for the 21" toss pillows
 Select (1) fabric for the 17x21" toss pillows
 *Ships with self large toss pillows

Pictured L to R: 16235L / 16282R / Ottoman: 84239
 Fabrics Pictured: Body- n/a / 23" TP- n/a / 17x21" Kidneys- n/a
 Fabric Pictured on Ottoman: Mont Blanc Anthracite

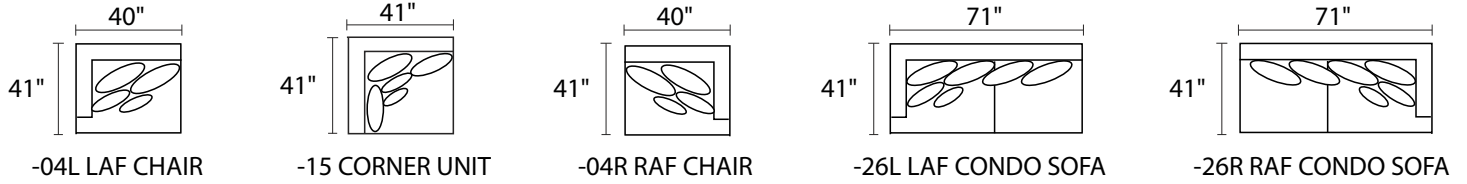




162 HARVEY



-90A&B SOFA W/REV CHAISE



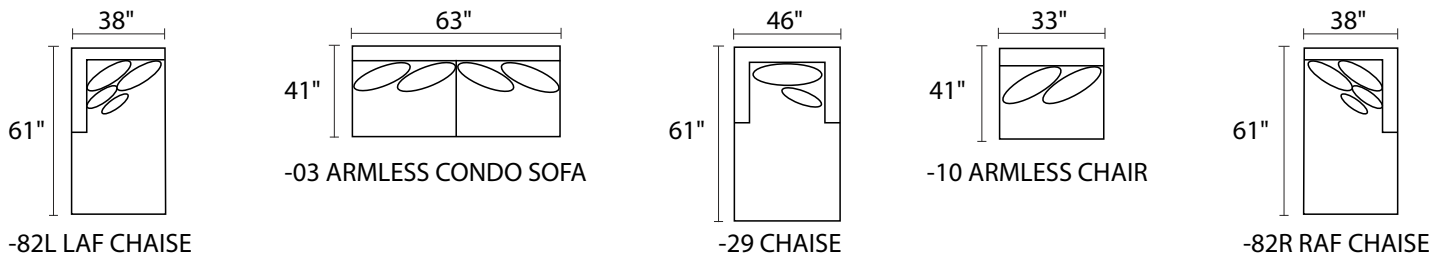
-04L LAF CHAIR

-15 CORNER UNIT

-04R RAF CHAIR

-26L LAF CONDO SOFA

-26R RAF CONDO SOFA



-82L LAF CHAISE

-03 ARMLESS CONDO SOFA

-29 CHAISE

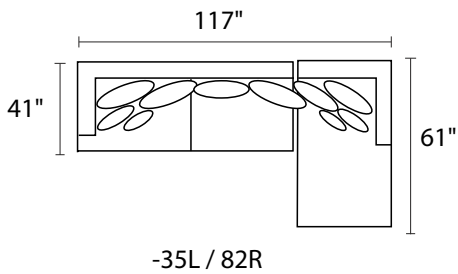
-10 ARMLESS CHAIR

-82R RAF CHAISE

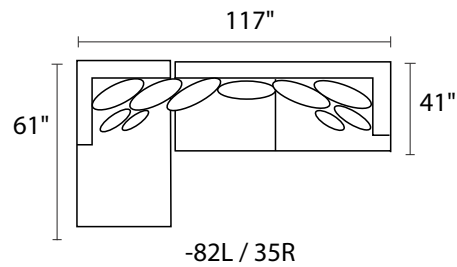


-35L LAF SOFA

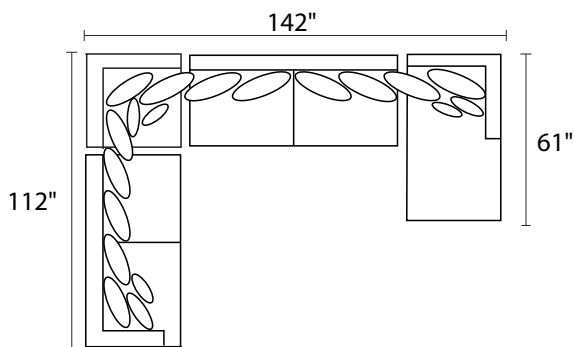
-35R RAF SOFA



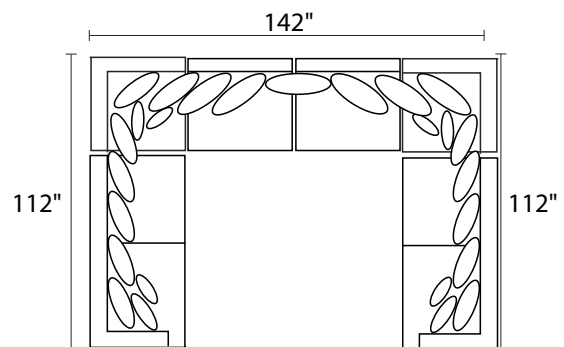
-35L / 82R



-82L / 35R



-26L / -15 / -03 / -82R



-26L / -15 / -10 / -10 / -15 / -26R

* DIMENSIONS ARE APPROXIMATE