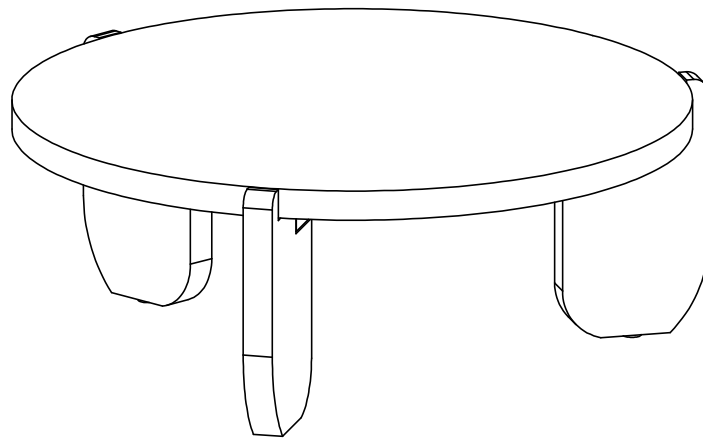


# **ASSEMBLY INSTRUCTIONS.**

WUNDER COFFEE TABLE

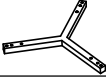


VH - 1016 - 02








THANK YOU FOR YOUR PURCHASE!

# PARTS AND HARDWARE.

## PARTS LIST

No	DESCRIPTION	IMAGE	Q'TY
P1	TABLE SUPPORT		1
P2	TABLE LEGS		3
P3	TABLE TOP		1

## HARDWARE LIST

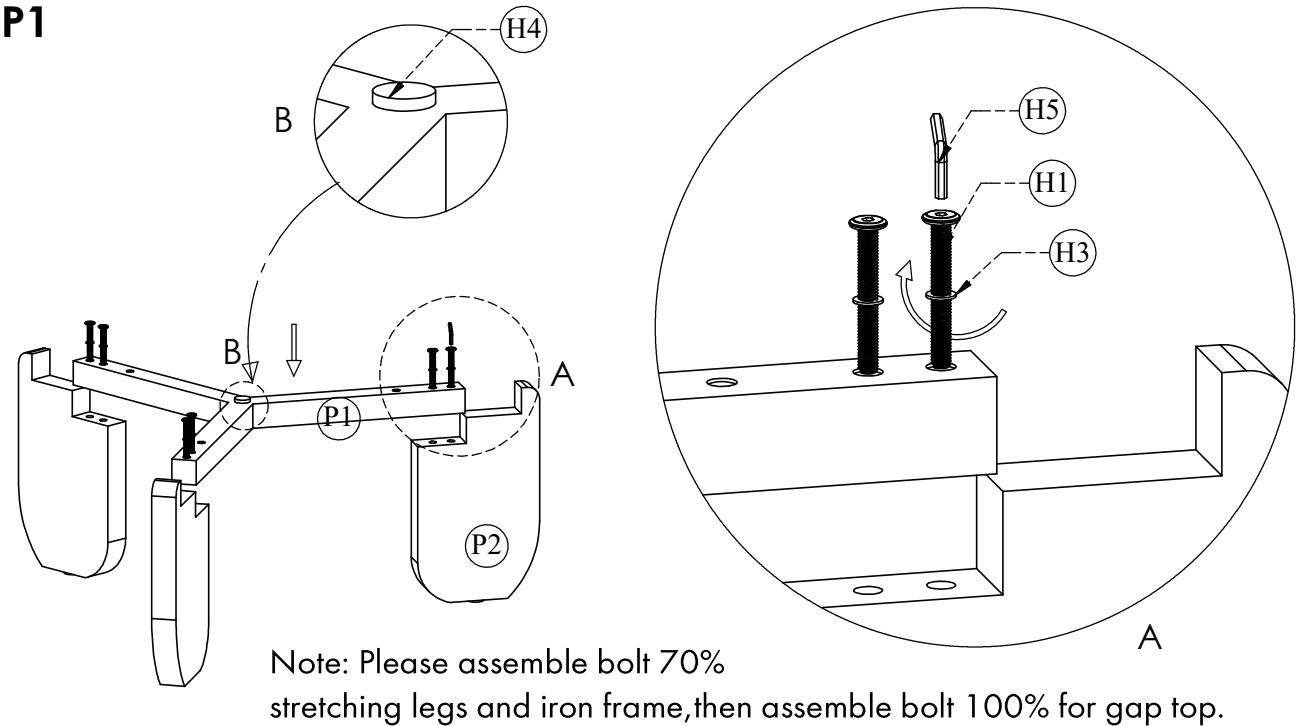
No	DESCRIPTION	IMAGE	Q'TY
H1	HEXAGON BOLT (Ø 8X60)		6
H2	HEXAGON BOLT (Ø 6X70)		3
H3	WASHER (Ø 19X16X1)		9
H4	FELT PAD (Ø 25X5MM)		1
H5	ALLEN KEY		1

## NOTES.

Thank you for purchasing this quality product! Be sure to check all packing material carefully for small part that may have come loose inside the carton during shipping.

**CAUTION:** The item is heavy, assembly should be performed by two people.

## STEP1



## STEP2

