

NIMBUS

Standard Features:

- Patented weight balanced mechanism
- Monofilament elastic webbing suspension
- Premium high-density, high-resiliency molded foam seat cushion encased in down
- Down encased cushioning
- Semi-attached back cushion
- Tight seat cushion
- Single-needle top-stitch with thick thread
- Manual articulating headrest
- Lifetime warranty on frame and suspension
- Quick-ship delivery
- Ten year warranty on mechanism

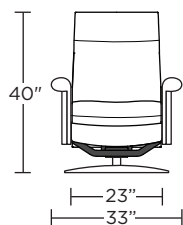
Options:

- Disc base available in Natural Walnut or Brushed Metal
- Four star base available in Antique Brass, Burnished Bronze, Natural Walnut or Polished Nickel

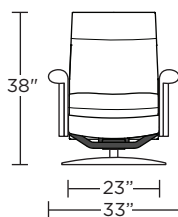
Please use actual leather, fabric, Crypton®, Sunbrella® and Ultrasuede® swatches when specifying furniture as the colors shown may vary due to the printing process.

Wall Clearance: ST - 14", LG - 16", XL - 18"

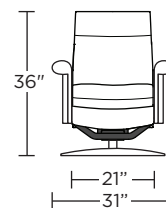
NBS-CHR-XL



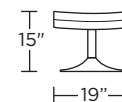
NBS-CHR-LG



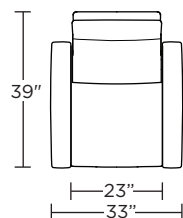
NBS-CHR-ST



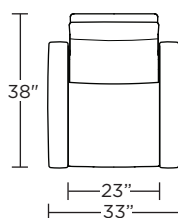
NBS-OTO-ST



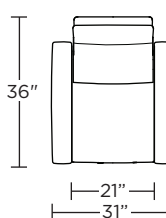
NBS-CHR-XL



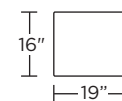
NBS-CHR-LG



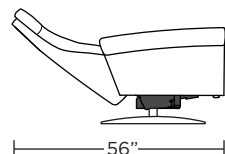
NBS-CHR-ST



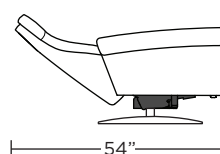
NBS-OTO-ST



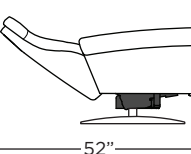
NBS-CHR-XL



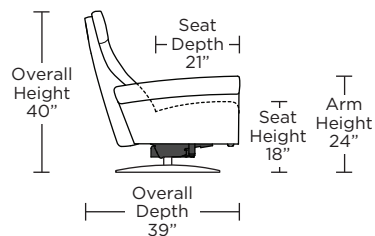
NBS-CHR-LG



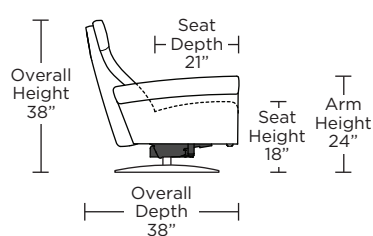
NBS-CHR-ST



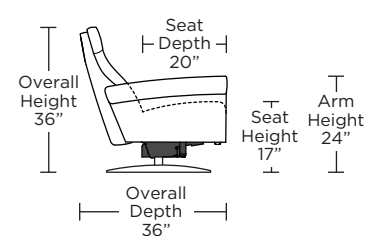
NBS-CHR-XL



NBS-CHR-LG



NBS-CHR-ST



Scale: 1/4 inch = 1 foot
All dimensions are approximate and subject to change.
Specify components from the sitting position.

V.07.15.20