

# JASPER II 43217



STANDARD  
PREMIUM FOAM



BUILT-IN  
HEADREST

## OPTIONS

## FRAME

All Palliser frames are constructed from engineered wood products, hardwood or softwood; joints are pinned and glued for uniformity and strength.

## SEATING COMFORT

Tight seat cushions are engineered using multiple densities of high-resiliency, contour-cut foam  
Tight back cushions feature multiple densities of contour-cut foam  
Back Suspension: 100% premium elastic webbing to provide consistent comfort and support.  
Seat Suspension: 100% premium elastic webbing, engineered to provide consistent comfort and endurance.

## FUNCTION

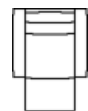
Manual recline with discreet inside handle  
Power recline with discreet touch control button switch

## COVERS

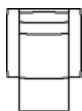
Leather Like  
Leather  
Fabric

Measurements displayed here represent the standard for this series. Some pieces may vary. Options and Add-ons may have an upcharge.

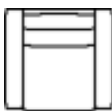
# JASPER II 43217



**31 Wallhugger Power Recliner**  
30 x 37 x 40"  
77 x 93 x 101 cm  
IA: 21" / 54 cm



**32 Rocker Manual Recliner**  
30 x 37 x 40"  
77 x 93 x 101 cm  
IA: 21" / 54 cm



**34 Swivel Glider Manual Recliner**  
30 x 37 x 40"  
77 x 93 x 101 cm  
IA: 21" / 54 cm



**38 Swivel Glider Power Recliner**  
30 x 37 x 40"  
77 x 93 x 101 cm  
IA: 21" / 54 cm

DIMENSIONS

Seat Depth: 22" / 57 cm  
Seat Height: 19" / 49 cm  
Arm Depth: 33" / 85 cm  
Arm Height: 24" / 62 cm  
Reclined Depth: 63" / 161 cm

Dimensions shown as Width x Depth x Height.

Dimensions are correct at the time of printing and are subject to change without notice. Actual measurements for each item may vary from what is shown here. Please allow up to a +/- 1 inch difference. Availability may vary by region.