

JASPER 43207



STANDARD
PREMIUM FOAM



BUILT-IN
HEADREST

OPTIONS

FRAME

All Palliser frames are constructed from engineered wood products, hardwood or softwood; joints are pinned and glued for uniformity and strength.

SEATING COMFORT

Tight seat cushions are engineered using multiple densities of high-resiliency, contour-cut foam
Tight back cushions feature multiple densities of contour-cut foam
Back Suspension: 100% premium elastic webbing to provide consistent comfort and support.
Seat Suspension: 100% premium elastic webbing, engineered to provide consistent comfort and endurance.

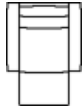
FUNCTION

Manual recline with discreet inside handle
Power recline with discreet touch control button switch

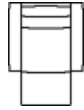
COVERS

Leather Like
Leather
Fabric

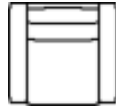
JASPER 43207



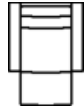
31 Wallhugger Power Recliner
28 x 37 x 40"
72 x 93 x 101 cm
IA: 19" / 49 cm



32 Rocker Manual Recliner
28 x 37 x 40"
72 x 93 x 101 cm
IA: 19" / 49 cm



34 Swivel Glider Manual Recliner
28 x 37 x 40"
72 x 93 x 101 cm
IA: 19" / 49 cm



38 Swivel Glider Power Recliner
28 x 37 x 40"
72 x 93 x 101 cm
IA: 19" / 49 cm

DIMENSIONS

Seat Depth: 22" / 57 cm
Seat Height: 19" / 49 cm
Arm Depth: 33" / 85 cm
Arm Height: 24" / 62 cm
Reclined Depth: 63" / 161 cm

Dimensions shown as Width x Depth x Height.

Dimensions are correct at the time of printing and are subject to change without notice. Actual measurements for each item may vary from what is shown here. Please allow up to a +/- 1 inch difference. Availability may vary by region.