

POWELL 41135



POWER
HEADREST



STANDARD
PREMIUM FOAM



POWER BUTTON
WITH USB
CHARGER



ONYX/PUTTY
LEATHER MATCH

OPTIONS

Stainless Steel Cup Holder
Antique Brass Cup Holder
Black LED Cup Holder
Metal Table With Grommet
Black Table With Grommet
Grommet Only

FRAME

All Palliser frames are constructed from engineered wood products, hardwood or softwood; joints are pinned and glued for uniformity and strength.

SEATING COMFORT

Semi-attached back cushions with fibre filling
Full, chaise-style seat cushions with high-resiliency, high density foam core in polyester wrap
Back Suspension: 100% premium elastic webbing to provide consistent comfort and support.
Seat Suspension: Heavy gauge sinuous springs, engineered to provide premium comfort and endurance.

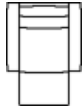
FUNCTION

Power recline and power headrest with brushed metal switch and USB charging

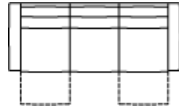
COVERS

SelectLeathers

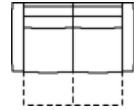
POWELL 41135



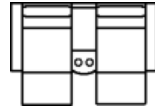
**31 POWER RECLINER
WALLHUGGER W/ POWER
HEADREST**
42 x 40 x 40"
107 x 101 x 102 cm
IA: 24" / 60 cm



**61 POWER SOFA RECLINER
W/ POWER HEADREST**
90 x 40 x 40"
228 x 101 x 102 cm
IA: 68" / 172 cm



**63 POWER LOVESEAT
RECLINER W/ POWER
HEADREST**
67 x 40 x 40"
169 x 101 x 102 cm
IA: 45" / 114 cm



**68 POWER CONSOLE
LOVESEAT RECLINER W/
POWER HEADREST**
80 x 40 x 40"
202 x 101 x 102 cm

DIMENSIONS

Seat Depth: 22" / 57 cm
Seat Height: 21" / 52 cm
Arm Depth: 32" / 81 cm
Arm Height: 23" / 58 cm
Reclined Depth: 64" / 164 cm

Dimensions shown as Width x Depth x Height.

Dimensions are correct at the time of printing and are subject to change without notice. Actual measurements for each item may vary from what is shown here. Please allow up to a +/- 1 inch difference. Availability may vary by region.