

# FINLEY 41134



POWER HEADREST



POWER BUTTON WITH USB CHARGER



CHOCOLATE/SLATE LEATHER MATCH



STANDARD PREMIUM FOAM

## OPTIONS

Stainless Steel Cup Holder  
Antique Brass Cup Holder  
Black LED Cup Holder  
Metal Table With Grommet  
Black Table With Grommet  
Grommet Only

## FRAME

All Palliser frames are constructed from engineered wood products, hardwood or softwood; joints are pinned and glued for uniformity and strength.

## SEATING COMFORT

Semi-attached back cushions with fibre filling  
Full, chaise-style seat cushions with high-resiliency, high density foam core in polyester wrap  
Back Suspension: 100% premium elastic webbing to provide consistent comfort and support.  
Seat Suspension: Heavy gauge sinuous springs, engineered to provide premium comfort and endurance.

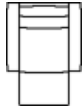
## FUNCTION

Power recline and power headrest with brushed metal switch and USB charging

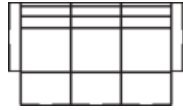
## COVERS

SelectLeathers

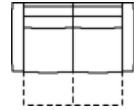
# FINLEY 41134



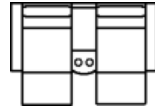
**31 POWER RECLINER  
WALLHUGGER W/ POWER  
HEADREST**  
43 x 39 x 40"  
110 x 98 x 102 cm  
IA: 19" / 47 cm



**5P POWER SOFA RECLINER  
W/ POWER HEADREST**  
84 x 39 x 40"  
214 x 98 x 102 cm  
IA: 59" / 150 cm



**63 POWER LOVESEAT  
RECLINER W/ POWER  
HEADREST**  
67 x 39 x 40"  
171 x 98 x 102 cm  
IA: 43" / 110 cm



**68 POWER CONSOLE  
LOVESEAT RECLINER W/  
POWER HEADREST**  
82 x 39 x 40"  
209 x 98 x 102 cm

## DIMENSIONS

Seat Depth: 21" / 54 cm  
Seat Height: 20" / 52 cm  
Arm Depth: 31" / 80 cm  
Arm Height: 25" / 64 cm  
Reclined Depth: 65" / 165 cm

Dimensions shown as Width x Depth x Height.

Dimensions are correct at the time of printing and are subject to change without notice. Actual measurements for each item may vary from what is shown here. Please allow up to a +/- 1 inch difference. Availability may vary by region.