

ALASKA 41070




STANDARD
PREMIUM FOAM



CHROME LEG
SHOWN



POWER BUTTON
WITH USB
CHARGER



POWER
HEADREST

Visit Palliser.com to view all current product spec sheets

OPTIONS

Espresso Wood Leg
Bright Chrome Leg

FRAME

All Palliser frames are constructed from engineered wood products, hardwood or softwood; joints are pinned and glued for uniformity and strength.

SEATING COMFORT

Semi-attached back cushions with fibre filling
Full, chaise-style seat cushions with high-resiliency, high density foam core in polyester wrap
Back Suspension: 100% premium elastic webbing to provide consistent comfort and support.
Seat Suspension: 100% premium elastic webbing, engineered to provide consistent comfort and endurance.

FUNCTION

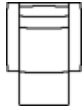
Power recline and power headrest with brushed metal switch and USB charging

COVERS

Leather Like
Leather
Fabric

Measurements displayed here represent the standard for this series. Some pieces may vary. Options and Add-ons may have an upcharge.

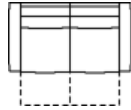
ALASKA 41070



**31 Wallhugger Power Recliner
w/ Power Headrest**
46 x 40 x 41"
117 x 102 x 103 cm
IA: 20" / 51 cm



**61 Sofa Power Recliner w/
Power Headrest**
94 x 40 x 41"
237 x 102 x 103 cm
IA: 67" / 171 cm



**63 Loveseat Power Recliner
w/ Power Headrest**
70 x 40 x 41"
178 x 102 x 103 cm
IA: 44" / 113 cm

DIMENSIONS

Seat Depth: 21" / 55 cm
Seat Height: 20" / 50 cm
Arm Depth: 39" / 99 cm
Arm Height: 26" / 67 cm
Reclined Depth: 64" / 164 cm

Dimensions shown as Width x Depth x Height.

Dimensions are correct at the time of printing and are subject to change without notice. Actual measurements for each item may vary from what is shown here. Please allow up to a +/- 1 inch difference. Availability may vary by region.