


# **ASSEMBLY INSTRUCTIONS.**

FARAH CHAIR GREEN

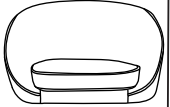


**JW-1001-16**






THANK YOU FOR YOUR PURCHASE!

## PARTS AND HARDWARE.

### PARTS LIST

| No. | DESCRIPTION | IMAGE   | Q'TY |
|-----|-------------|---|------|
| P1  | BODY        |  | 1    |
| P2  | WOOD LEGS   |  | 2    |
| P3  | WOOD LEGS   |  | 2    |

### HARDWARE LIST

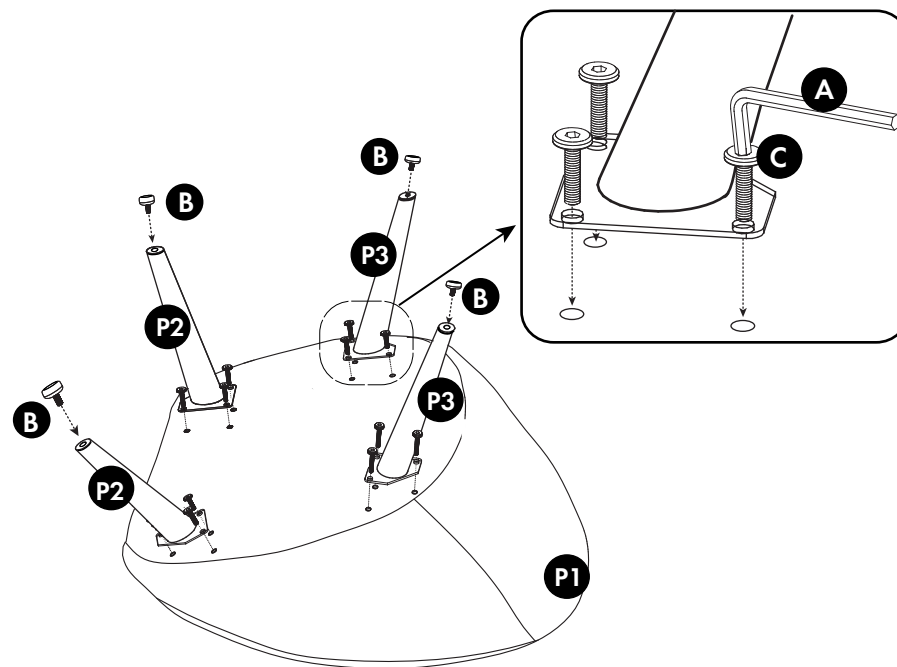
| No. | DESCRIPTION            | IMAGE   | Q'TY |
|-----|------------------------|---|------|
| A   | BOLT (Ø5/16 x 25 MM)   |  | 12   |
| B   | ADJUSTABLE HEIGHT FEET |  | 4    |
| C   | ALLEN KEY              |  | 1    |

## NOTES.


Thank you for purchasing this quality product! Be sure to check all packing material carefully for small part that may have come loose inside the carton during shipping.

**CAUTION:** The item is heavy, assembly should be performed by two people.

## STEP 1.



## STEP 2.



Adjust leveler for stable