


ASSEMBLY INSTRUCTIONS.

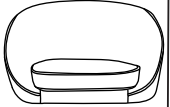


FARAH CHAIR GREY
JW-1001-15






THANK YOU FOR YOUR PURCHASE!

PARTS AND HARDWARE.

PARTS LIST

| No. | DESCRIPTION | IMAGE | Q'TY |
|-----|-------------|---|------|
| P1 | BODY |  | 1 |
| P2 | WOOD LEGS |  | 2 |
| P3 | WOOD LEGS |  | 2 |

HARDWARE LIST

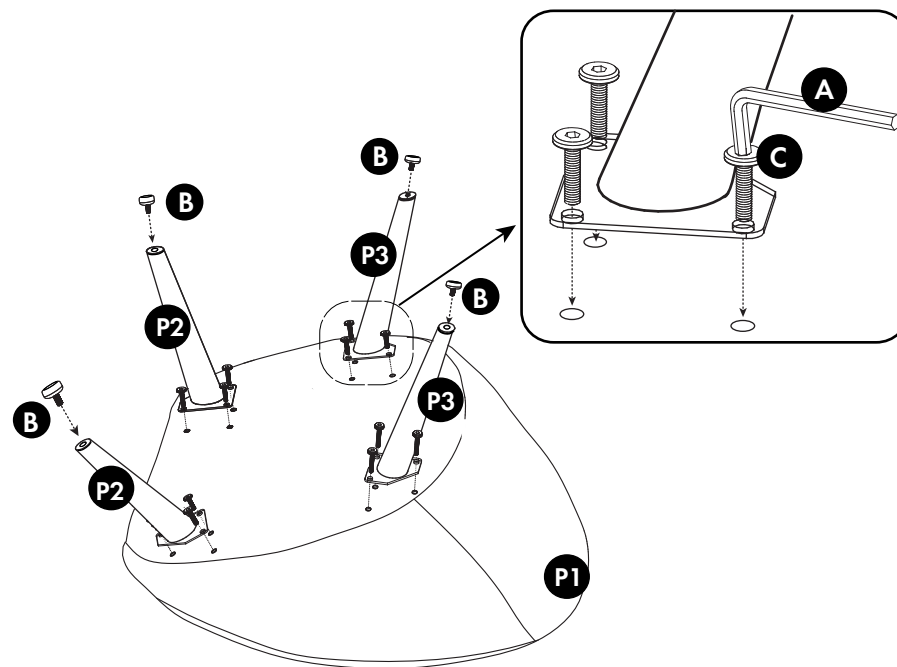
| No. | DESCRIPTION | IMAGE | Q'TY |
|-----|------------------------|---|------|
| A | BOLT (Ø5/16 x 25 MM) |  | 12 |
| B | ADJUSTABLE HEIGHT FEET |  | 4 |
| C | ALLEN KEY |  | 1 |

NOTES.

Thank you for purchasing this quality product! Be sure to check all packing material carefully for small part that may have come loose inside the carton during shipping.

CAUTION: The item is heavy, assembly should be performed by two people.

STEP 1.



STEP 2.

